





彩虹计划针灸诊基月测习题






您的姓名: [填空题]

填空题数据请通过下载详细数据获取

您的专业: [单选题]


选项	小计	比例
中医执业	35	 36.08%
中西医执业	7	 7.22%
中医助理	42	 43.3%
中西医助理	13	 13.4%
本题有效填写人次	97	





1.被称为“十二经之海”的是 () [单选题]

选项	小计	比例
A.任脉	14	 14.43%
B.冲脉 (答案)	74	 76.29%
C.督脉	8	 8.25%
D.带脉	1	 1.03%
E.阴维脉	0	 0%

正确率: 76.29%






2.在第一跖骨小头后缘,赤白肉际凹陷处的腧穴是 () [单选题]

选项	小计	比例
A.太冲	10	 10.31%

B.太白 (答案)	51	 52.58%
C.公孙	27	 27.84%
D.然谷	3	 3.09%
E.行间	6	 6.19%





正确率：52.58%

3.下列腧穴中，治疗虚劳诸疾首选的腧穴是（） [单选题]

选项	小计	比例
A.中脘	2	 2.06%
B.膏肓 (答案)	76	 78.35%
C.百会	6	 6.19%
D.膈俞	4	 4.12%
E.血海	9	 9.28%






正确率：78.35%

4.下列各项中，论述错误的是（） [单选题]

选项	小计	比例
A.任脉别络散布于腹部	1	 1.03%
B.督脉别络散布于头部	13	 13.4%
C.脾之大络散布于全身 (答案)	73	 75.26%
D.大肠经之络脉走向肺经	9	 9.28%
E.心经络脉走向小肠经	1	 1.03%






正确率：75.26%

5.十二经脉的别络从本经分出的部位是（） [单选题]

选项	小计	比例
A.腕踝关节以下	4	 4.12%
B.肘膝关节以下 (答案)	63	 64.95%
C.肘膝关节以上	8	 8.25%
D.肩关节、髌枢周围	1	 1.03%
E.四肢末端的指、趾部	21	 21.65%






正确率：64.95%

6.手少阳三焦经与足少阳胆经的循行交接部位是 () [单选题]

选项	小计	比例
A.鼻旁	5	 5.15%
B.目外眦 (答案)	74	 76.29%
C.目内眦	16	 16.49%
D.无名指端	0	 0%
E.足小趾端	2	 2.06%






正确率：76.29%

7.足三阴经主治相同的是 () [单选题]

选项	小计	比例
A.肝病、脾胃病	2	 2.06%
B.肾病、脾胃病	4	 4.12%
C.肝、脾、肾病	16	 16.49%
D.妇科病、脾胃病	17	 17.53%
E.腹部病、妇科病 (答案)	58	 59.79%






正确率：59.79%

8.手太阴肺经的荥穴是（） [单选题]

选项	小计	比例
A.少商	7	 7.22%
B.太渊	15	 15.46%
C.鱼际 (答案)	63	 64.95%
D.列缺	8	 8.25%
E.孔最	4	 4.12%





正确率：64.95%

9.足厥阴肝经的荥穴是（） [单选题]

选项	小计	比例
A.侠溪	7	 7.22%
B.太冲	21	 21.65%
C.行间 (答案)	60	 61.86%
D.内庭	6	 6.19%
E.蠡沟	3	 3.09%

正确率：61.86%






10.手厥阴心包经的原穴是（） [单选题]

选项	小计	比例
A.巨阙	8	 8.25%
B.神门	12	 12.37%
C.劳宫	11	 11.34%
D.大陵 (答案)	64	 65.98%

E.曲泽	2	 2.06%
------	---	--






正确率：65.98%

11.股骨大转子至腓横纹的骨度分寸是（） [单选题]

选项	小计	比例
A.13 寸	3	 3.09%
B.14 寸	2	 2.06%
C.16 寸	12	 12.37%
D.18 寸	11	 11.34%
E.19 寸 (答案)	69	 71.13%



正确率：71.13%




12.经脉循行中，不与目内眦或目外眦发生联系的是（） [单选题]

选项	小计	比例
A.手少阳三焦经	2	 2.06%
B.手太阳小肠经	6	 6.19%
C.手阳明大肠经 (答案)	64	 65.98%
D.足太阳膀胱经	18	 18.56%
E.足少阳胆经	7	 7.22%

正确率：65.98%






13.循行“入下齿中”的经脉是（） [单选题]

选项	小计	比例
A.小肠经	3	 3.09%
B.大肠经 (答案)	72	 74.23%

C.胃经	15		15.46%
D.脾经	5		5.15%
E.肝经	2		2.06%






正确率：74.23%

14.经足背到第2足趾的经脉是（） [单选题]

选项	小计	比例	
A.足太阴脾经	5		5.15%
B.足厥阴肝经	26		26.8%
C.足阳明胃经 (答案)	52		53.61%
D.足少阳胆经	8		8.25%
E.足太阳膀胱经	6		6.19%

正确率：53.61%






15.起于足大指之端，夹咽，连舌本，散舌下的经脉是（） [单选题]

选项	小计	比例	
A.手少阴心经	5		5.15%
B.足厥阴肝经	6		6.19%
C.足太阴脾经 (答案)	72		74.23%
D.足少阴肾经	13		13.4%
E.手厥阴心包经	1		1.03%

正确率：74.23%






16.足大趾内侧趾甲根角旁约0.1寸的穴位是（） [单选题]

选项	小计	比例
----	----	----

A.隐白 (答案)	65		67.01%
B.大敦	18		18.56%
C.厉兑	6		6.19%
D.至阴	5		5.15%
E.足临泣	3		3.09%






正确率：67.01%

17.阴郄穴位于尺侧腕屈肌腱的桡侧缘，腕横纹上（） [单选题]

选项	小计	比例	
A.0.5寸 (答案)	64		65.98%
B.1寸	13		13.4%
C.1.5寸	13		13.4%
D.2寸	6		6.19%
E.2.5寸	1		1.03%






正确率：65.98%

18.耳屏前，下颌骨髁状突的后方，张口时呈凹陷处的腧穴是（） [单选题]

选项	小计	比例	
A.耳门	4		4.12%
B.听宫 (答案)	77		79.38%
C.听会	7		7.22%
D.上关	1		1.03%
E.下关	8		8.25%






正确率：79.38%

19.下列腧穴中，治疗急性吐泻有速效的是（） [单选题]

选项	小计	比例
A.委阳	7	 7.22%
B.委中 (答案)	68	 70.1%
C.承山	11	 11.34%
D.飞扬	3	 3.09%
E.昆仑	8	 8.25%






正确率：70.1%

20.下列何经循行至头顶并入络脑（） [单选题]

选项	小计	比例
A.足厥阴肝经	14	 14.43%
B.足太阳膀胱经 (答案)	67	 69.07%
C.手少阳三焦经	11	 11.34%
D.足少阳胆经	3	 3.09%
E.手太阳小肠经	2	 2.06%






正确率：69.07%

21.足少阴肾经在腹部的循行是旁开前正中线（） [单选题]

选项	小计	比例
A.0.5寸 (答案)	70	 72.16%
B.1寸	5	 5.15%
C.2寸	14	 14.43%
D.4寸	7	 7.22%
E.6寸	1	 1.03%






正确率：72.16%

22.下列哪组是手厥阴心包经的起止穴（） [单选题]

选项	小计	比例
A.天池、中冲 (答案)	51	 52.58%
B.极泉、中冲	21	 21.65%
C.天池、少冲	8	 8.25%
D.极泉、少冲	11	 11.34%
E.少府、少冲	6	 6.19%





正确率：52.58%

23.任脉循行未至以下何处（） [单选题]

选项	小计	比例
A.口唇	11	 11.34%
B.面部	6	 6.19%
C.咽喉	15	 15.46%
D.鼻 (答案)	45	 46.39%
E.目	20	 20.62%

正确率：46.39%

24.治疗肺系、咽喉、胸膈疾病宜选用（） [单选题]

选项	小计	比例
A.鱼际、曲池	29	 29.9%
B.外关、足临泣	2	 2.06%
C.照海、列缺 (答案)	56	 57.73%
D.后溪、申脉	1	 1.03%

E.内关、公孙	9		9.28%
---------	---	--	-------

正确率：57.73%

25.既属于八会穴又属于合穴的是（） [单选题]

选项	小计	比例
A.委中	5	5.15%
B.委阳	3	3.09%
C.阳陵泉 (答案)	60	61.86%
D.足三里	10	10.31%
E.太渊	19	19.59%

正确率：61.86%

26.下合穴中可治疗肠痈、痢疾的是（） [单选题]

选项	小计	比例
A.上巨虚 (答案)	55	56.7%
B.下巨虚	20	20.62%
C.足三里	12	12.37%
D.阳陵泉	4	4.12%
E.委中	6	6.19%

正确率：56.7%

27.内关治疗心、胸、胃病时常配合下列何穴（） [单选题]

选项	小计	比例
A.足三里	9	9.28%
B.中脘	17	17.53%

C.公孙 (答案)	53	54.64%
D.神门	4	4.12%
E.膻中	14	14.43%

正确率：54.64%

28. 阴经与阳经交接的部位是 () [单选题]

选项	小计	比例
A.头部	5	5.15%
B.胸腹部	13	13.4%
C.面部	4	4.12%
D.手足末端 (答案)	75	77.32%
E.上肢部	0	0%





正确率：77.32%

29. 不属于表里络属关系的是 () [单选题]

选项	小计	比例
A.手太阴—手太阳	41	42.27%
B.足厥阴—足少阳	4	4.12%
C.手阳明—手太阴	8	8.25%
D.手少阳—手少阴 (答案)	38	39.18%
足太阳—足少阴	6	6.19%






正确率：39.18%

30. 不属于奇经八脉循行的是 () [单选题]

选项	小计	比例
A.除带脉横向循行外	4	 4.12%
B.其余均纵向循行	10	 10.31%
C.纵横交错的循行	16	 16.49%
D.分布于十二经脉之间	11	 11.34%
E.经与经之间相互交接规律 (答案)	56	 57.73%






正确率：57.73%

31.不是十二经筋的循行走向 () [单选题]

选项	小计	比例
A.均从四肢末端走向头身	14	 14.43%
B.行于体表	6	 6.19%
C.不入内脏	9	 9.28%
D.结聚于关节、骨骼部	9	 9.28%
E.入走体腔 (答案)	59	 60.82%

正确率：60.82%

32.十二经脉中，脾经与心经的交接部位在 () [单选题]

选项	小计	比例
A.心中 (答案)	69	 71.13%
B.肺中	4	 4.12%
C.肝中	4	 4.12%
D.胃中	0	 0%
E.胸中	20	 20.62%

正确率：71.13%

33.十二经脉中，肾经与心包经的交接部位在（） [单选题]

选项	小计	比例
A.肺中	1	1.03%
B.胸中 (答案)	72	74.23%
C.心中	10	10.31%
D.胸部	7	7.22%
E.腹部	7	7.22%

正确率：74.23%




34.下列骨度分寸不正确的是（） [单选题]

选项	小计	比例
A.前发际至后发际 12 寸	4	4.12%
B.岐骨至脐中 8 寸	11	11.34%
C.两乳头之间 8 寸	5	5.15%
D.两肩胛骨脊柱之间 6 寸	10	10.31%
E.膝中至外踝高点 13 寸 (答案)	67	69.07%

正确率：69.07%






35.下列各项，属表里经配穴的是（） [单选题]

选项	小计	比例
A.感冒取列缺、合谷 (答案)	61	62.89%
B.咳嗽取尺泽、太渊	5	5.15%

C.胃痛取中脘、内庭	5	 5.15%
D.痛经取公孙、隐白	5	 5.15%
E.膝痛取阳陵泉、阴陵泉	21	 21.65%





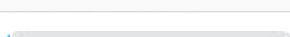
正确率：62.89%

36.八脉交会穴中通于阴维脉的是（） [单选题]

选项	小计	比例
A.列缺	2	 2.06%
B.内关 (答案)	62	 63.92%
C.照海	26	 26.8%
D.公孙	6	 6.19%
E.大陵	1	 1.03%






正确率：63.92%

37.治疗肝胆两经病证应首选（） [单选题]

选项	小计	比例
A.蠡沟 (答案)	69	 71.13%
B.公孙	12	 12.37%
C.大钟	9	 9.28%
D.飞扬	5	 5.15%
E.丰隆	2	 2.06%






正确率：71.13%

38.治疗肺热咯血的首选穴是（） [单选题]

选项	小计	比例
A.孔最 (答案)	71	 73.2%
B.尺泽	7	 7.22%
C.列缺	7	 7.22%
D.太渊	5	 5.15%
E.少商	7	 7.22%






正确率：73.2%

39.属于艾炷灸的是（） [单选题]

选项	小计	比例
A.温针灸	6	 6.19%
B.隔盐灸 (答案)	60	 61.86%
C.回旋灸	18	 18.56%
D.温和灸	9	 9.28%
E.蒜泥灸	4	 4.12%

正确率：61.86%

40.甲状腺功能亢进引起发热的主要原因是（） [单选题]

选项	小计	比例
A.产热过多 (答案)	56	 57.73%
B.散热过少	4	 4.12%
C.抗原-抗体反应	13	 13.4%
D.坏死物质吸收	6	 6.19%
E.植物神经功能紊乱	18	 18.56%



正确率：57.73%

41.体温上升期的临床表现是（） [单选题]

选项	小计	比例
A.皮肤潮红而灼热	12	 12.37%
B.畏寒或寒战，皮肤苍白无汗 (答案)	71	 73.2%
C.呼吸加快、加强	13	 13.4%
D.心率减慢，脉搏有力	0	 0%
E.可有出汗，尿少色黄	1	 1.03%





正确率：73.2%

42.脑出血引起发热的主要原因是（） [单选题]

选项	小计	比例
A.植物神经功能紊乱	2	 2.06%
B.体温调节中枢的功能失常 (答案)	70	 72.16%
C.无菌性坏死物质的吸收	23	 23.71%
D.皮肤散热量的减少	1	 1.03%
E.感染性发热	1	 1.03%

正确率：72.16%






43.下列可引起反射性呕吐的是（） [单选题]

选项	小计	比例
A.晕动病	11	 11.34%
B.脑膜炎	21	 21.65%
C.幽门梗阻 (答案)	61	 62.89%
D.休克	3	 3.09%

E.有机磷中毒	1	 1.03%
---------	---	--






正确率：62.89%

44.下列各项，可引起腹痛伴急性高热、寒战的是（） [单选题]

选项	小计	比例
A.肝脓肿 (答案)	47	 48.45%
B.结缔组织病	2	 2.06%
C.急性腹腔内出血	25	 25.77%
D.结核性腹膜炎	20	 20.62%
E.肠梗阻	3	 3.09%

正确率：48.45%




45.肺气肿时，呼吸困难的主要特点是（） [单选题]

选项	小计	比例
A.呼吸深快	3	 3.09%
B.吸气费力	18	 18.56%
C.呼吸深慢	3	 3.09%
D.呼气费力 (答案)	60	 61.86%
E.吸气和呼气均感费力	13	 13.4%

正确率：61.86%






46.支气管扩张的典型症状是（） [单选题]

选项	小计	比例
A.发热、盗汗	1	 1.03%
B.高热、寒战	1	 1.03%

C.刺激性干咳	22	 22.68%
D.胸痛	4	 4.12%
E.慢性咳嗽、咯脓性痰 (答案)	69	 71.13%






正确率：71.13%

47.可引起混合性呼吸困难的疾病是 () [单选题]

选项	小计	比例
A.肺气肿	15	 15.46%
B.支气管哮喘	10	 10.31%
C.急性喉炎	1	 1.03%
D.重症肺炎 (答案)	54	 55.67%
E.支气管异物	17	 17.53%

正确率：55.67%






48.咳嗽伴杵状指的疾病是 () [单选题]

选项	小计	比例
A.支气管炎	2	 2.06%
B.支气管扩张症 (答案)	78	 80.41%
C.肺结核	12	 12.37%
D.肺炎球菌性肺炎	5	 5.15%
E.胸膜炎	0	 0%

正确率：80.41%






49.主动脉瘤引起嘶哑样咳嗽的主要原因是 () [单选题]

选项	小计	比例
----	----	----

A.压迫喉返神经 (答案)	79	 81.44%
B.气管受压	11	 11.34%
C.刺激胸膜	2	 2.06%
D.刺激支气管黏膜	4	 4.12%
E.引起急性肺水肿	1	 1.03%

正确率: 81.44%

50.大咯血的每日咯血量应是 () [单选题]

选项	小计	比例
A.100~200ml	4	 4.12%
B.200~300ml	8	 8.25%
C.300~400ml	8	 8.25%
D.400~500ml	8	 8.25%
E.>500ml (答案)	69	 71.13%

正确率: 71.13%



金英杰·高端班专属